



Sammode
Technical lighting since 1927



COLONNE
SÈCHE



European area version

Emergency Lighting





Expert

in technical lighting

Technical lighting expert, Sammode is also an active partner of industrials since 1927. Answering to high quality and technical standards, our luminaires are designed to be used in extreme conditions.

We guarantee quality and performance



ROBUST

Resulting from our engineering expertise, our luminaires are designed to be shock resistant (IK10). The robustness of the housing, the quality of selected materials and components are a guarantee of long-term investment.



IMPERVIOUS

The absolute imperviousness (IP68) of our light fittings reduces surface condensation or frost phenomena due to negative temperatures, as well as internal dust accumulation. The tubular shape prevents form external dirt deposit. The luminaires are resistant to high pressure jet cleaning (IP69K).



RESISTANT

The quality of carefully selected materials such as stainless steel or coextruded polycarbonate/methacrylate especially stands chemical aggressions from detergents, oils and hydrocarbons.



EFFICIENT

Our products are equipped with latest high-performance LED modules (lm/W) that allow to lower consumption of the emergency lighting system. The selected technology grants instant full flux and performance even at very low temperature.



5 YEAR WARRANTY*

Under the framework of its commitment to quality and durability, SAMMODE grants for its emergency light fittings a warranty extending beyond legal warranty. A Sammode luminaire is more than a disposable, its an long term investment.

* except batteries, refer to warranty conditions

Longlasting solutions for emergency lighting

SELECTION GUIDE



Product

SELF-CONTAINED VERSIONS

Escape route lighting: autonomie 1 hour

Maxwell 100 S1H

Escape route lighting: autonomie 3 hours

Maxwell 100 S3H

CENTRAL BATTERY VERSIONS

Escape route lighting

Maxwell 100 LSC EVAC

Open area lighting

Maxwell 100 LSC AMB

CENTRAL BATTERY VERSION FOR LOW TEMPERATURE

Open area and escape route lighting


Maxwell 100 LSC BT

Our luminaires are compliant with the EN 60 598-1 and EN 60598-2-22 standards.

Self-contained versions



© marque tridimensionnelle



AUTONOMY 1 HOUR - 0°C +40°C - MIN. 45LM - LED

MAXWELL 100 S1H

ESCAPE ROUTE LIGHTING IMPERVIOUS TUBULAR SELF-CONTAINED LUMINAIRE

EMERGENCY LIGHTING

Escape route lighting

Maintained and non-maintained

Emergency output: 45 lm minimum

Compliant with the standards: EN 60 598-1,
EN 60598-2-22

Automatic tests compliant with IEC 62034

Addressable version (DALI) available

Single sided signage

TUBULAR

Increased mechanical resistance

Easy to clean

Limited dirt accumulation

360° orientation

IMPERVIOUS (IP68)

Absolute imperviousness

No internal dust accumulation

Maximum light output

Adapted for pressure cleaning

LIMITED MAINTENANCE

LED luminaire

LED indication lamp

DURABLE

High resistance to shocks and corrosion

Single-piece housing, materials and

components selected to ensure long-term
investment

ELECTRICAL CLASS	CLASS 1
EMERGENCY OUTPUT	45 lm
AUTONOMY	1 HOUR
SUPPLY VOLTAGE	220-240V 50/60Hz
FIRE RESISTANCE	960°C
PROTECTION	IP68
SHOCK RESISTANCE	IK10
OPERATING TEMPERATURE	0°C +40°C

DESCRIPTION

HOUSING

- Ø100 mm satin-finish polycarbonate diffuser
- End caps ½ ring press-formed in 304L stainless steel (316L also available)
- Gaskets molded in EPDM
- Cable entry with cable gland in nickelcoated brass (ext. Ø 5-14mm)

GEAR TRAY

- Gear tray fixed on the end cap supporting the cable entry
- High-performance LED modules equipped of:
 - 8 LEDs regularly spread for optimal light distribution uniformity

- Colour temperature: 6500K

- Integrated LED-Driver 220-240V 50/60Hz with constant current output
- NiMH battery with 1 hour autonomy
- Automatic tests
- LED indication lamp on the end cap supporting the cable entry

INSTALLATION – MAINTENANCE

- Connection to 6x2,5mm² terminal block
- Quick installation with 2 bolt-fitted stainless steel straps with variable center distance allowing 360° orientation
- Maintenance by removal of the end cap
- Supplied with 3 standardized labels



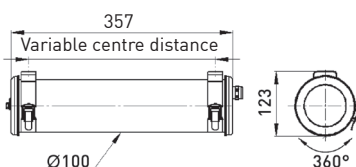
OPTIONS

DESCRIPTION	OPTION CODE	DESCRIPTION	OPTION CODE
FINISHINGS		FIXINGS (cont.)	
End caps and fixing straps in 316L stainless steel	MR	Fixing straps reinforced with HSHC screw*	BRV
FIXINGS		(* Tamper-resistant Torx screw on request)	
Reinforced bolt-fitted fixing straps	BRS	ACCESSORIES	
Fixing straps with HSHC screw*	BAV	Upstand kits (5 or 20 cm)	

MAIN REFERENCES


EMERGENCY OUTPUT (lm)	DESIGNATION	CODE	WEIGHT (kg)
	Standard version		
45	MAX100 S1H 45-865 SA 113LN	1841 0010	1,3
	Addressable version (DALI)		
45	MAX100 S1H 45-865 RD SA 113LN	1841 0020	1,3

Please refer to the instruction sheets on our website for any information concerning the consumption.





© three-dimensional trademark



AUTONOMY 3 HOURS - 0°C +40°C - MIN. 45LM - LED

MAXWELL 100 S3H

ESCAPE ROUTE LIGHTING IMPERVIOUS TUBULAR SELF-CONTAINED LUMINAIRE

EMERGENCY LIGHTING

Escape route lighting

Maintained and non-maintained

Emergency output: 45 lm minimum

Compliant with the standards: EN 60 598-1,
EN 60598-2-22

Automatic tests compliant with IEC 62034

Addressable version (DALI) available

Single sided signage

TUBULAR

Increased mechanical resistance

Easy to clean

Limited dirt accumulation

360° orientation

IMPERVIOUS (IP68)

Absolute imperviousness

No internal dust accumulation

Maximum light output

Adapted for pressure cleaning

LIMITED MAINTENANCE

LED luminaire

LED indication lamp

DURABLE

High resistance to shocks and corrosion

Single-piece housing, materials and
components selected to ensure long-term
investment

ELECTRICAL CLASS	CLASS 1
EMERGENCY OUTPUT	45 lm
AUTONOMY	3 HOURS
SUPPLY VOLTAGE	220-240V 50/60Hz
FIRE RESISTANCE	960°C
PROTECTION	IP68
SHOCK RESISTANCE	IK10
OPERATING TEMPERATURE	0°C +40°C

DESCRIPTION

HOUSING

- Ø100 mm satin-finish polycarbonate diffuser
- End caps ½ ring press-formed in 304L stainless steel (316L also available)
- Gaskets molded in EPDM
- Cable entry with cable gland in nickelcoated brass (ext. Ø 5-14mm)

GEAR TRAY

- Gear tray fixed on the end cap supporting the cable entry
- High-performance LED modules equipped of:
 - 8 LEDs regularly spread for optimal light distribution uniformity
 - Colour temperature: 6500K

- Integrated LED-Driver 220-240V 50/60Hz with constant current output
- NiMH battery with 3 hours autonomy
- Automatic tests
- LED indication lamp on the end cap supporting the cable entry

INSTALLATION – MAINTENANCE

- Connection to 6x2,5mm² terminal block
- Quick installation with 2 bolt-fitted stainless steel straps with variable center distance allowing 360° orientation
- Maintenance by removal of the end cap
- Supplied with 3 standardized labels



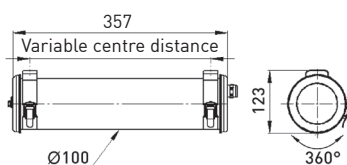
OPTIONS

DESCRIPTION	OPTION CODE	DESCRIPTION	OPTION CODE
FINISHINGS		FIXINGS (cont.)	
End caps and fixing straps in 316L stainless steel	MR	Fixing straps reinforced with HSHC screw*	BRV
FIXINGS		(* Tamper-resistant Torx screw on request)	
Reinforced bolt-fitted attachment	BRS	ACCESSORIES	
Fixing straps with HSHC screw*	BAV	Upstand kits (5 or 20 cm)	

MAIN REFERENCES

EMERGENCY OUTPUT (lm)	DESIGNATION	CODE	WEIGHT (kg)
	Standard version		
45	MAX100 S3H 45-865 SA 113LN	1841 0030	1,3
	Addressable version (DALI)		
45	MAX100 S3H 45-865 RD SA 113LN	1841 0040	1,3

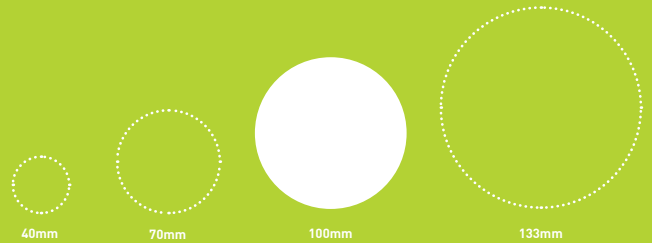
Please refer to the instruction sheets on our website for any information concerning the consumption.



Central battery versions



© three-dimensional trademark



ESCAPE ROUTE LIGHTING -20°C +40°C - 75LM - LED

MAXWELL 100 LSC EVAC

ESCAPE ROUTE LIGHTING IMPERVIOUS TUBULAR LIGHT FITTING FOR 230V AC/DC CENTRAL BATTERY SYSTEM

EMERGENCY LIGHTING

Escape route lighting

Maintained and non-maintained

Emergency output: 75 lm

Compliant with the standards: EN 60 598-1,
EN 60598-2-22

Single sided signage

TUBULAR

Increased mechanical resistance

Easy to clean

Limited dirt accumulation

360° orientation

IMPERVIOUS (IP68)

Absolute imperviousness

No internal dust accumulation

Maximum light output

Adapted for pressure cleaning

LIMITED MAINTENANCE

LED luminaire

DURABLE

High resistance to shocks and corrosion

Single-piece housing, materials and

components selected to ensure long-term
investment

DESCRIPTION

HOUSING

- Ø100 mm satin-finish polycarbonate diffuser
- End caps ½ ring press-formed in 304L stainless steel (316L also available)
- Gaskets molded in EPDM
- Cable entry with cable gland in nickelcoated brass (ext. Ø 5-14mm) or with disconnectable plug (ext. Ø 8-10mm)

GEAR TRAY

- White powder coated gear tray
- Electronic modules with high-power LEDs developed by SAMMODE equipped of:

- 6 LEDs regularly spread for optimal light distribution uniformity
- Colour temperature: 4000K
- Robust components specific to industrial market
- Integrated LED-Driver 220-240V 0/50Hz with constant current output

INSTALLATION – MAINTENANCE

- Connection to 3x2,5mm² terminal block
- Quick installation with 2 bolt-fitted stainless steel straps with variable center distance allowing 360° orientation
- Maintenance by removal of the end cap
- Supplied with 3 standardized labels

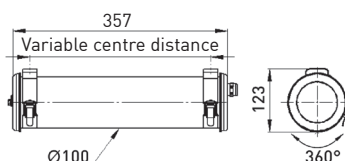



OPTIONS

DESCRIPTION	OPTION CODE	DESCRIPTION	OPTION CODE
FINISHINGS		FIXINGS (cont.)	
End caps and fixing straps in 316L stainless steel	MR	Fixing straps reinforced with HSHC screw*	BRV
FIXINGS		(* Tamper-resistant Torx screw on request)	
Reinforced bolt-fitted attachment	BRS	ACCESSORIES	
Fixing straps with HSHC screw*	BAV	Upstand kits (5 or 20 cm)	


MAIN REFERENCES

EMERGENCY OUTPUT (lm)	DESIGNATION	CODE	CONSUMPTION	WEIGHT (kg)
75	With cable gland			
	MAX100 LSC EVAC SA 113 LN	1840 0010	2W / 4VA	1,0
75	With disconnectable plug			
	MAX100 LSC EVAC SA PS3	1840 0030	2W / 4VA	1,0





© three-dimensional trademark



OPEN AREA LIGHTING -20°C +40°C - 330LM - LED

MAXWELL 100 LSC AMB

OPEN AREA LIGHTING IMPERVIOUS TUBULAR LIGHT FITTING FOR 230V AC/DC CENTRAL BATTERY SYSTEM

EMERGENCY LIGHTING
Open area lighting
Maintained and non-maintained
Emergency output: 330 lm
Compliant with the standards: EN 60 598-1,
EN 60598-2-22

TUBULAR
Increased mechanical resistance
Easy to clean
Limited dirt accumulation
360° orientation

IMPERVIOUS (IP68)
Absolute imperviousness
No internal dust accumulation
Maximum light output
Adapted for pressure cleaning

LIMITED MAINTENANCE
LED luminaire

DURABLE
High resistance to shocks and corrosion
Single-piece housing, materials and
components selected to ensure long-term
investment

ELECTRICAL CLASS	CLASS 1
EMERGENCY OUTPUT	330lm
SUPPLY VOLTAGE	180-254V 0/50/60Hz
FIRE RESISTANCE	960°C
PROTECTION	IP68
SHOCK RESISTANCE	IK10
OPERATING TEMPERATURE	-20°C +40°C

DESCRIPTION

- HOUSING**
- Ø100 mm satin-finish polycarbonate diffuser
 - End caps ½ ring press-formed in 304L stainless steel (316L also available)
 - Gaskets molded in EPDM
 - Cable entry with cable gland in nickelcoated brass (ext. Ø 5-14mm) or with disconnectable plug (ext. Ø 8-10mm)
- GEAR TRAY**
- White powder coated gear tray
 - Electronic modules with high-power LEDs developed by SAMMODE equipped of :
- 18 LEDs regularly spread for optimal light distribution uniformity
 - Colour temperature: 4000K
 - Robust components specific to industrial market
 - Integrated LED-Driver 180-254V 0/50/60Hz with constant voltage output

INSTALLATION – MAINTENANCE

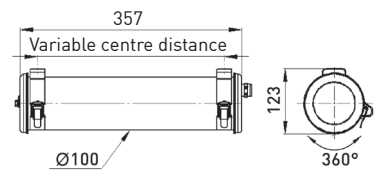
- Connection to 3x2,5mm² terminal block
- Quick installation with 2 bolt-fitted stainless steel straps with variable center distance allowing 360° orientation
- Maintenance by removal of the end cap

OPTIONS

DESCRIPTION	OPTION CODE	DESCRIPTION	OPTION CODE
FINISHINGS End caps and fixing straps in 316L stainless steel	MR	FIXINGS (cont.) Fixing straps reinforced with HSHC screw*	BRV
FIXINGS Reinforced bolt-fitted fixing straps	BRS	(* Tamper-resistant Torx screw on request)	
Fixing straps with HSHC screw*	BAV	ACCESSORIES Upstand kits (5 or 20 cm)	

MAIN REFERENCES

EMERGENCY OUTPUT (lm)	DESIGNATION	CODE	CONSUMPTION	WEIGHT (kg)
330	With cable gland MAX100 LSC AMB SA 113 LN	1840 0020	7,9W / 16VA	1,0
	With disconnectable plug MAX100 LSC AMB SA PS3	1840 0040	7,9W / 16VA	1,0

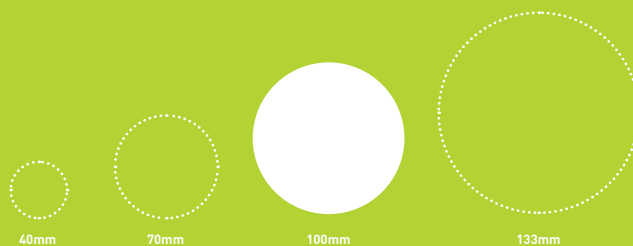


Central battery
version for
low temperature

-60°C to +25°C



© three-dimensional trademark



24V DC - OPEN AREA AND ESCAPE ROUTE LIGHTING -60°C +25°C - 400LM - LED

MAXWELL 100 | SC BT

IMPERVIOUS TUBULAR SAFETY LIGHT FITTING FOR LOW-TEMPERATURE AND 24V DC CENTRAL BATTERY SYSTEM

EMERGENCY LIGHTING

Open area lighting and escape route lighting

Maintained and non-maintained

Emergency output: 400 lm

Compliant with the standards: EN 60 598-1,

EN 60598-2-22

Single sided signage

TUBULAR

Increased mechanical resistance

Easy to clean

Limited dirt accumulation

360° orientation

IMPERVIOUS (IP68)

Absolute imperviousness

No internal dust accumulation

Maximum light output

Adapted for pressure cleaning

LIMITED MAINTENANCE

LED luminaire

DURABLE

High resistance to shocks and corrosion

Single-piece housing, materials and

components selected to ensure long-term

investment

ELECTRICAL CLASS	CLASS 3
EMERGENCY OUTPUT	400lm
SUPPLY VOLTAGE	24V DC
FIRE RESISTANCE	960°C
PROTECTION	IP68
SHOCK RESISTANCE	IK10
OPERATING TEMPERATURE	-60°C +25°C

DESCRIPTION

HOUSING

- Ø100 mm satin-finish polycarbonate diffuser
- End caps ½ ring press-formed in 304L stainless steel (316L also available)
- Gaskets molded in EPDM
- Cable entry with cable gland in nickelcoated brass (ext. Ø 5-14mm) or with disconnectable plug (ext. Ø 8-10 mm)

GEAR TRAY

- Black powder coated gear
- Extreme cold electronic modules developed by SAMMODE equipped of

- 5 power LED for very low temperature
- IMS printed circuit (metal-coated substrate)
- robust components specific to industrial market
- Colour temperature: 4000K

INSTALLATION - MAINTENANCE

- Connection to 2x4mm² terminal block
- Quick installation with 2 bolt-fitted stainless steel straps with variable center distance allowing 360° orientation
- Maintenance by removal of the end cap
- Supplied with 3 standardized labels

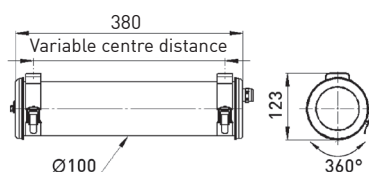


OPTIONS

DESCRIPTION	OPTION CODE	DESCRIPTION	OPTION CODE
FINISHINGS		ACCESSORIES	
End caps and fixing straps in 316L stainless steel	MR	Upstand kits (5 or 20 cm)	
FIXINGS			
Reinforced bolt-fitted attachment	BRS		

MAIN REFERENCES

EMERGENCY OUTPUT (lm)	DESIGNATION	CODE	CONSUMPTION	WEIGHT (kg)
	With cable gland			
400	MAX100 LSC BT 24DC SA 113LN	1836 0010	10W	1,0
	With disconnectable plug			
400	MAX100 LSC BT 24DC SA PS2	1836 0020	10W	1,0





Sammode

24 rue des Amandiers
F-75020 Paris
T +33 (0)1 43 14 84 90
F +33 (0)1 43 14 31 46
enquiry@sammode.com
www.sammode.com